

 **Ready** | **Mathematics**

Guidance for Summer Learning



Use *Ready Mathematics* as Part of Your Summer Learning Program

This guide maps out Mini Units for using *Ready Mathematics* for summer learning. Each week focuses on one general topic or standards cluster.

The first four weeks' instruction concentrates on major content area lessons and content that is most critical for each particular grade.

The final two weeks' instruction may weave in supporting/additional content standards to help reinforce topics that students will build on in the fall. Follow the Scope and Sequence outlined for your grade level for a successful summer with *Ready Mathematics*!

If your summer school is virtual, be sure to check out our tips for facilitating online classes.

***i-Ready*® Personalized Instruction Users:**

Students should continue to work through their personalized lesson path as determined by their most recent Diagnostic. See the *Educator Guide: Using i-Ready during the Summer* for more information.

Lesson Lists

Grade K Mini Units	3
Grade 1 Mini Units	5
Grade 2 Mini Units	7
Grade 3 Mini Units	9
Grade 4 Mini Units	11
Grade 5 Mini Units	13
Grade 6 Mini Units	15
Grade 7 Mini Units	17
Grade 8 Mini Units	19
 Learning Games Overview	22
 Tips for Facilitating Online Classes	23

Ready Mathematics Instructional Resources	Practice and Problem Solving	Learning Games*	Center Activities	Tools for Instruction	i-Ready Lessons
Week 1: Make 6, 7, 8, and 9					
<ul style="list-style-type: none"> Unit 2, Lesson 8: Make 6 and 7 (Day 2) Unit 2, Lesson 8: Make 6 and 7 (Day 3) Unit 2, Lesson 10: Make 8 and 9 (Day 1) Unit 2, Lesson 10: Make 8 and 9 (Day 2) Unit 2, Lesson 10: Make 8 and 9 (Day 3) 	Unit 2 Lessons 8, 10	<ul style="list-style-type: none"> Hungry Guppy Hungry Fish 	<ul style="list-style-type: none"> Fish to Make Numbers Show the Number 	<ul style="list-style-type: none"> Making a Set Up to 10 Objects Number Pairs for Sums to 10 Missing Numbers Identifying Numerals to 10 	<ul style="list-style-type: none"> Make Groups of Up to 10 Objects Number Partners for 6 and 7 Number Partners for 8 and 9
Week 2: Add and Subtract Within 10					
<ul style="list-style-type: none"> Unit 4, Lesson 18: Add Within 10 (Day 2) Unit 4, Lesson 18: Add Within 10 (Day 3) Unit 4, Lesson 18: Add Within 10 (Day 4) Unit 4, Lesson 19: Subtract Within 10 (Day 1) Unit 4, Lesson 19: Subtract Within 10 (Day 2) 	Unit 4 Lessons 18, 19	<ul style="list-style-type: none"> Hungry Guppy Hungry Fish Match 	<ul style="list-style-type: none"> Tell Addition Stories Subtract and Match 	<ul style="list-style-type: none"> Missing Numbers Count On to Add Sums of Ten Subtraction Number Sentences Add and Subtract 1 and 2 	<ul style="list-style-type: none"> Add Within 10 Subtract Within 10
Week 3: Teen Numbers					
<ul style="list-style-type: none"> Unit 5, Lesson 21: <i>Understand</i> Teen Numbers (Day 3) Unit 5, Lesson 22: Count Teen Numbers (Day 3) Unit 5, Lesson 23: Make Teen Numbers (Day 3) Unit 5, Lesson 23: Make Teen Numbers (Day 4) Unit 5, Lesson 23: Make Teen Numbers (Day 5) 	Unit 5 Lessons 21–23	<ul style="list-style-type: none"> Match 	<ul style="list-style-type: none"> Teen Number Vocabulary Pick and Write Roll and Make Teen Numbers 	<ul style="list-style-type: none"> Counting Up to 20 Objects 	<ul style="list-style-type: none"> Explore Teen Numbers Count Up to 20 Objects Make Groups of Up to 20 Objects
Week 4: Count to 100					
<ul style="list-style-type: none"> Unit 5, Lesson 24: Count to 100 by Tens (Day 1) Unit 5, Lesson 24: Count to 100 by Tens (Day 3) Unit 5, Lesson 24: Count to 100 by Tens (Day 4) Unit 5, Lesson 25: Count to 100 by Ones (Day 1) Unit 5, Lesson 25: Count to 100 by Ones (Day 2) 	Unit 5 Lessons 24, 25	<ul style="list-style-type: none"> Hungry Guppy Zoom 	<ul style="list-style-type: none"> Count by Tens Tens Bingo 	<ul style="list-style-type: none"> Count Forward by 1s 	<ul style="list-style-type: none"> Order Numbers to 10 Order Numbers to 20

*Learning Games are available to students in Grades K–5 using Ready Mathematics and/or i-Ready Personalized Instruction for Mathematics, at district discretion.

**Ready Mathematics
Instructional Resources**
**Practice
and
Problem
Solving**
**Learning
Games***
**Center
Activities**
Tools for Instruction
***i-Ready* Lessons**
****Week 5: Make 10/Practice Facts to 5**

- Unit 3, Lesson 13: Make 10 (Day 3)
- Unit 3, Lesson 13: Make 10 (Day 4)
- Unit 3, Lesson 13: Make 10 (Day 5)
- Unit 4, Lesson 20: Practice Facts to 5 (Day 4)
- Unit 4, Lesson 20: Practice Facts to 5 (Day 5)

Units 3 and 4
Lessons 13, 20

- Hungry Guppy
- Hungry Fish
- Match

- Make 10
- Draw to Make 10
- Add and Move
- Solve and Color

- Number Pairs for Sums to 10
- Missing Numbers
- Find Missing Addends for Sums to 10
- Counting Up to 20 Objects

- Fluently Add and Subtract Within 5
- Make 10
- Number Partners for 10

****Week 6: Sort Objects/Name and Compare Shapes**

- Unit 6, Lesson 28: Sort Objects (Day 2)
- Unit 6, Lesson 28: Sort Objects (Day 3)
- Unit 7, Lesson 30: Name Shapes (Day 2)
- Unit 7, Lesson 30: Name Shapes (Day 3)
- Unit 7, Lesson 31: Compare Shapes (Day 3)

Units 6 and 7
Lessons 28,
30, 31

N/A

- Sort Objects
- Look for Attributes
- I Spy Shapes
- Shape Match
- Is It Flat or Solid?
- Match and Name Shapes
- Find and Tell
- Alike and Different

- Sorting in Two Ways
- Shape and Position of Objects
- Plane Shapes and Solid Shapes
- Describing and Comparing Shapes by Attributes

- Sort Objects
- Circle
- Square
- Triangle
- Cube
- Sphere
- Identify Two-Dimensional Shapes

*Learning Games are available to students in Grades K–5 using Ready Mathematics and/or i-Ready Personalized Instruction for Mathematics, at district discretion.

**Weeks 5 and 6 are optional.

Ready Mathematics Instructional Resources	Practice and Problem Solving	Learning Games*	Center Activities	Tools for Instruction	i-Ready Lessons
Week 1: Add and Subtract Within 10					
<ul style="list-style-type: none"> Unit 2, Lesson 7: Number Partners for 6 and 7 (Day 5) Unit 2, Lesson 8: Number Partners for 8 and 9 (Day 5) Unit 2, Lesson 9: Number Partners for 10 (Day 5) Unit 2, Lesson 11: Facts I Know (Day 4) Unit 2, Lesson 11: Facts I Know (Day 5) 	Unit 2 Lessons 7–9, 11	<ul style="list-style-type: none"> Hungry Fish Match 	<ul style="list-style-type: none"> Partners for 6 and 7 Addition to 7 Number Bonds for 8 and 9 Cube Trains for 8 and 9 Match to Make 10 Number Bond Facts 	<ul style="list-style-type: none"> Find Missing Addends for Sums to 10 Doubles Addition Facts Number Pairs for Sums to 10 Sums of Ten Count On to Add 	<ul style="list-style-type: none"> Add in Any Order Count On to Add Think Addition to Subtract Count On to Subtract Doubles Doubles and Near Doubles Fluently Add and Subtract Within 10
Week 2: Add and Subtract Within 20					
<ul style="list-style-type: none"> Unit 3, Lesson 14: Make a Ten to Add (Day 3) Unit 3, Lesson 14: Make a Ten to Add (Day 4) Unit 3, Lesson 14: Make a Ten to Add (Day 5) Unit 3, Lesson 16: Make a Ten to Subtract (Day 4) Unit 3, Lesson 16: Make a Ten to Subtract (Day 5) 	Unit 3 Lessons 14, 16	<ul style="list-style-type: none"> Hungry Fish Match 	<ul style="list-style-type: none"> Make Ten to Add Make a Ten to Subtract 	<ul style="list-style-type: none"> Make a Ten to Add Within 20 Number Pairs for Sums to 10 Sums of Ten Subtraction Within 20 Find the Rule Find Missing Addends for Sums to 10 Subtraction Number Sentences 	<ul style="list-style-type: none"> Make a Ten to Add Make a Ten to Subtract
Week 3: Tens					
<ul style="list-style-type: none"> Unit 4, Lesson 19: <i>Understand</i> 10 More and 10 Less (Day 2) Unit 4, Lesson 19: <i>Understand</i> 10 More and 10 Less (Day 3) Unit 4, Lesson 20: Add and Subtract Tens (Day 5) Unit 5, Lesson 23: Add Tens to Any Number (Day 4) Unit 5, Lesson 23: Add Tens to Any Number (Day 5) 	Units 4 and 5 Lessons 19, 20, 23	<ul style="list-style-type: none"> Hungry Fish Match 	<ul style="list-style-type: none"> Use Vocabulary for Ten More, Ten Less Ten More, Ten Less Add Tens to a Number 	<ul style="list-style-type: none"> Patterns on the Hundred Chart Using Models to Subtract 10 One More One Less Sums of Ten Add and Subtract 1 and 2 Two-Digit Addition Without Regrouping Counting Up to 20 Objects Count Forward by 1s 	<ul style="list-style-type: none"> Add Multiples of Ten to Multiples of Ten Subtract Multiples of Ten from Multiples of Ten Add Multiples of Ten to Any Two-Digit Number

*Learning Games are available to students in Grades K–5 using Ready Mathematics and/or i-Ready Personalized Instruction for Mathematics, at district discretion.

Ready Mathematics Instructional Resources	Practice and Problem Solving	Learning Games*	Center Activities	Tools for Instruction	i-Ready Lessons
Week 4: Add Tens and Ones					
<ul style="list-style-type: none"> Unit 5, Lesson 24: Add Tens and Add Ones (Day 3) Unit 5, Lesson 24: Add Tens and Add Ones (Day 4) Unit 5, Lesson 25: Add and Regroup (Day 2) Unit 5, Lesson 25: Add and Regroup (Day 3) Unit 5, Lesson 25: Add and Regroup (Day 4) 	Unit 5 Lessons 24, 25	<ul style="list-style-type: none"> Hungry Fish Match 	<ul style="list-style-type: none"> Add Tens and Ones Add and Regroup 	<ul style="list-style-type: none"> Two-Digit Addition without Regrouping Identifying Numerals to 10 Counting Up to 20 Objects 	<ul style="list-style-type: none"> Add Two-Digit and One-Digit Numbers Add More Two-Digit and One-Digit Numbers Add Two-Digit Numbers Add More Two-Digit Numbers
**Week 5: Shapes					
<ul style="list-style-type: none"> Unit 6, Lesson 26: <i>Understand</i> Shapes (Day 5) Unit 6, Lesson 27: <i>Understand</i> Putting Shapes Together (Day 4) Unit 6, Lesson 27: <i>Understand</i> Putting Shapes Together (Day 5) Unit 6, Lesson 28: <i>Understand</i> Breaking Shapes into Parts (Day 4) Unit 6, Lesson 28: <i>Understand</i> Breaking Shapes into Parts (Day 5) 	Unit 6 Lessons 26, 27, 28	N/A	<ul style="list-style-type: none"> Draw Two Shapes Shape Attributes Shape Match Put Shapes Together Parts of Shapes Match Draw to Show Parts 	<ul style="list-style-type: none"> Plane Shapes: Defining Attributes Shape and Position of Objects Describing and Comparing Shapes by Attributes Plane Shapes: Making New Shapes Making Shapes Plane Figures: Making Equal Shares 	<ul style="list-style-type: none"> Understand Attributes of Shapes Divide Shapes into Two Equal Parts Divide Shapes into Four Equal Parts
**Week 6: Data and Time					
<ul style="list-style-type: none"> Unit 7, Lesson 30: Compare Data (Day 3) Unit 7, Lesson 30: Compare Data (Day 4) Unit 7, Lesson 30: Compare Data (Day 5) Unit 7, Lesson 34: Tell Time (Day 4) Unit 7, Lesson 34: Tell Time (Day 5) 	Unit 7 Lessons 30, 34	N/A	<ul style="list-style-type: none"> Picture Graph Questions Vocabulary for Time Tell Time 	<ul style="list-style-type: none"> Representing Data: Tally Charts Counting Up to 20 Objects Sorting in Two Ways Telling Time to the Hour and Half Hour 	N/A

*Learning Games are available to students in Grades K–5 using Ready Mathematics and/or i-Ready Personalized Instruction for Mathematics, at district discretion.

**Weeks 5 and 6 are optional.

Ready Mathematics Instructional Resources	Practice and Problem Solving	Learning Games*	Center Activities	Tools for Instruction	i-Ready Lessons
Week 1: Add and Subtract Two-Digit Numbers					
<ul style="list-style-type: none"> Unit 2, Lesson 7: Add Two-Digit Numbers (Day 2) Unit 2, Lesson 7: Add Two-Digit Numbers (Day 3) Unit 2, Lesson 8: Subtract Two-Digit Numbers (Day 1) Unit 2, Lesson 8: Subtract Two-Digit Numbers (Day 2) Unit 2, Lesson 8: Subtract Two-Digit Numbers (Day 3) 	Unit 2 Lessons 7, 8	<ul style="list-style-type: none"> Hungry Fish Match Cupcake Pizza 	<ul style="list-style-type: none"> Add and Subtract Within 100 Solve a Subtraction Equation 	<ul style="list-style-type: none"> Patterns on the Hundred Chart Two-Digit Addition without Regrouping Two-Digit Addition with Regrouping Doubles Addition Facts Make a Ten to Add Within 20 Two-Digit Subtraction with Regrouping Two-Digit Subtraction without Regrouping Subtraction Within 20 Using Models to Subtract 10 	<ul style="list-style-type: none"> Add by Breaking Apart Two-Digit Numbers Add Within 100 on Number Lines, Part 1 Add Within 100 on Number Lines, Part 2 Subtract Within 100 on Number Lines Add to Subtract Within 100 on Number Lines, Part 1 Add to Subtract Within 100 on Number Lines, Part 2
Week 2: Word Problems with Two-Digit Numbers					
<ul style="list-style-type: none"> Unit 2, Lesson 9: Solve One-Step Word Problems with Two-Digit Numbers (Day 1) Unit 2, Lesson 9: Solve One-Step Word Problems with Two-Digit Numbers (Day 2) Unit 2, Lesson 9: Solve One-Step Word Problems with Two-Digit Numbers (Day 3) Unit 2, Lesson 9: Solve One-Step Word Problems with Two-Digit Numbers (Day 4) Unit 2, Lesson 9: Solve One-Step Word Problems with Two-Digit Numbers (Day 5) 	Unit 2 Lesson 9	<ul style="list-style-type: none"> Cupcake Pizza 	N/A	<ul style="list-style-type: none"> Solve Subtraction Work Problems Solve Subtraction Comparison Problems Using Addition to Check Subtraction 	N/A
Week 3: Add Three-Digit Numbers					
<ul style="list-style-type: none"> Unit 2, Lesson 13: Add Three-Digit Numbers (Day 1) Unit 2, Lesson 13: Add Three-Digit Numbers (Day 2) Unit 2, Lesson 13: Add Three-Digit Numbers (Day 3) Unit 2, Lesson 13: Add Three-Digit Numbers (Day 4) Unit 2, Lesson 13: Add Three-Digit Numbers (Day 5) 	Unit 2 Lesson 13	N/A	<ul style="list-style-type: none"> Use Addition Strategies to Solve Add Three-Digit Numbers Add 10 or 100 to a Three-Digit Number 	<ul style="list-style-type: none"> Three-Digit Addition Two-Digit Addition without Regrouping Two-Digit Addition with Regrouping 	<ul style="list-style-type: none"> Add Three-Digit and Two-Digit Numbers Add Three-Digit Numbers

*Learning Games are available to students in Grades K–5 using Ready Mathematics and/or i-Ready Personalized Instruction for Mathematics, at district discretion.

Ready Mathematics Instructional Resources	Practice and Problem Solving	Learning Games*	Center Activities	Tools for Instruction	i-Ready Lessons
Week 4: Subtract Three-Digit Numbers					
<ul style="list-style-type: none"> Unit 2, Lesson 14: Subtract Three-Digit Numbers (Day 1) Unit 2, Lesson 14: Subtract Three-Digit Numbers (Day 2) Unit 2, Lesson 14: Subtract Three-Digit Numbers (Day 3) Unit 2, Lesson 14: Subtract Three-Digit Numbers (Day 4) Unit 2, Lesson 14: Subtract Three-Digit Numbers (Day 5) 	Unit 2 Lesson 14	N/A	<ul style="list-style-type: none"> Subtract Three-Digit Numbers Subtract 10 or 100 from a Number Use Subtraction Strategies to Solve 	<ul style="list-style-type: none"> Three-Digit Subtraction Two-Digit Subtraction with Regrouping Two-Digit Subtraction without Regrouping 	<ul style="list-style-type: none"> Subtract Two-Digit from Three-Digit Numbers Subtract Three-Digit Numbers
**Week 5: Time and Money					
<ul style="list-style-type: none"> Unit 3, Lesson 24: Tell and Write Time (Day 2) Unit 3, Lesson 24: Tell and Write Time (Day 3) Unit 3, Lesson 24: Tell and Write Time (Day 4) Unit 3, Lesson 25: Solve Word Problems Involving Money (Day 1) Unit 3, Lesson 25: Solve Word Problems Involving Money (Day 2) 	Unit 3 Lessons 24, 25	N/A	<ul style="list-style-type: none"> Tell Time Vocabulary Tell Time from Analog and Digital Clocks Find the Value of Coins and Bills Make Change 	<ul style="list-style-type: none"> Telling Time to the Nearest Five Minutes Counting by 5s Telling Time to the Hour and Half Hour Problem Solving: Money Amounts Coin Combinations Counting by 5s 	N/A
**Week 6: Measurement					
<ul style="list-style-type: none"> Unit 3, Lesson 17: Measure Length (Day 2) Unit 3, Lesson 17: Measure Length (Day 3) Unit 3, Lesson 17: Measure Length (Day 4) Unit 3, Lesson 18: <i>Understand</i> Measurement with Different Units (Day 1) Unit 3, Lesson 18: <i>Understand</i> Measurement with Different Units (Day 2) 	Unit 3 Lessons 17, 18	N/A	<ul style="list-style-type: none"> Measure Lengths of Objects Measure with Different Units Compare Units 	<ul style="list-style-type: none"> Measuring Length 	<ul style="list-style-type: none"> Measure Lengths in Inches Measure Lengths in Centimeters Estimate Lengths in Inches Estimate Lengths in Centimeters

*Learning Games are available to students in Grades K–5 using Ready Mathematics and/or i-Ready Personalized Instruction for Mathematics, at district discretion.

**Weeks 5 and 6 are optional.

Ready Mathematics Instructional Resources	Practice and Problem Solving	Learning Games*	Center Activities	Tools for Instruction	i-Ready Lessons
Week 1: Add and Subtract Three-Digit Numbers					
<ul style="list-style-type: none"> Unit 2, Lesson 9: Use Place Value to Add and Subtract (Day 1) Unit 2, Lesson 9: Use Place Value to Add and Subtract (Day 2) Unit 2, Lesson 9: Use Place Value to Add and Subtract (Day 3) Unit 2, Lesson 9: Use Place Value to Add and Subtract (Day 4) Unit 2, Lesson 9: Use Place Value to Add and Subtract (Day 5) 	Unit 2 Lesson 9	<ul style="list-style-type: none"> Hungry Fish Cupcake Pizza 	<ul style="list-style-type: none"> Model Addition and Subtraction Add and Subtract Numbers Within 1,000 	<ul style="list-style-type: none"> Three-Digit Addition Three-Digit Subtraction 	<ul style="list-style-type: none"> Add Three-Digit Numbers Subtract Three-Digit Numbers Add Within 1,000 on Number Lines Subtract Within 1,000 on Number Lines
Week 2: Multiplication					
<ul style="list-style-type: none"> Unit 1, Lesson 1: <i>Understand</i> the Meaning of Multiplication (Day 3) Unit 1, Lesson 3: Split Numbers to Multiply (Day 2) Unit 1, Lesson 3: Split Numbers to Multiply (Day 3) Unit 1, Lesson 3: Split Numbers to Multiply (Day 4) Unit 2, Lesson 10: Use Place Value to Multiply (Day 1) 	Units 1 and 2 Lessons 1, 3, 10	<ul style="list-style-type: none"> Match Cupcake Pizza 	<ul style="list-style-type: none"> Multiplication Vocabulary Match Multiplication Stories Break Apart a Factor Toss and Multiply Multiply Multiples of 10 Match the Product 	<ul style="list-style-type: none"> Multiplication Concepts and Sentences Solve Multiplication Facts Write Multiplication and Division Fact Families 	<ul style="list-style-type: none"> Understand Multiplication, Part 1 Understand Multiplication, Part 2 Use Order and Grouping to Multiply Multiply by Multiples of 10 Break Apart a Number to Multiply, Part 1 Break Apart a Number to Multiply, Part 2
Week 3: Multiplication and Division					
<ul style="list-style-type: none"> Unit 1, Lesson 5: <i>Understand</i> How Multiplication and Division Are Connected (Day 2) Unit 1, Lesson 5: <i>Understand</i> How Multiplication and Division Are Connected (Day 3) Unit 1, Lesson 6: Multiplication and Division Facts (Day 5) Unit 3, Lesson 11: Solve One-Step Word Problems Using Multiplication and Division (Day 5) Unit 3, Lesson 13: Solve Two-Step Word Problems Using the Four Operations (Day 5) 	Units 1 and 3 Lessons 5, 6, 11, 13	<ul style="list-style-type: none"> Match Pizza 	<ul style="list-style-type: none"> Find the Missing Number Use Multiplication to Solve Division Use a Related Fact Complete a Fact Family Place Missing Numbers Solve Word Problems Writing Equations Check Reasonableness 	<ul style="list-style-type: none"> Write Multiplication and Division Fact Families Solve Multiplication Facts Know Division Facts Solve Problems Involving Partitioning in Equal Groups Solve Problems Involving Sharing Equal Groups 	<ul style="list-style-type: none"> Understand Division, Part 1 Understand Division, Part 2 Multiplication Word Problems, Part 1 Multiplication Word Problems, Part 2 Word Problems Involving Length and Money Division Word Problems, Part 1 Division Word Problems, Part 2

*Learning Games are available to students in Grades K–5 using Ready Mathematics and/or i-Ready Personalized Instruction for Mathematics, at district discretion.

Ready Mathematics Instructional Resources	Practice and Problem Solving	Learning Games*	Center Activities	Tools for Instruction	i-Ready Lessons
Week 4: Fractions					
<ul style="list-style-type: none"> Unit 4, Lesson 17: Find Equivalent Fractions (Day 2) Unit 4, Lesson 17: Find Equivalent Fractions (Day 4) Unit 4, Lesson 17: Find Equivalent Fractions (Day 5) Unit 4, Lesson 18: <i>Understand</i> Comparing Fractions (Day 2) Unit 4, Lesson 18: <i>Understand</i> Comparing Fractions (Day 3) 	Unit 4 Lessons 17, 18	<ul style="list-style-type: none"> Match Bounce Cloud Machine 	<ul style="list-style-type: none"> Building Equivalent Fractions 	<ul style="list-style-type: none"> Find Equivalent Fractions Parts of a Whole Parts of a Set 	<ul style="list-style-type: none"> Understand Equivalent Fractions Understand Comparing Fractions
**Week 5: Area and Perimeter					
<ul style="list-style-type: none"> Unit 5, Lesson 28: Multiply to Find Area (Day 3) Unit 5, Lesson 28: Multiply to Find Area (Day 4) Unit 5, Lesson 29: Add Areas (Day 4) Unit 5, Lesson 29: Add Areas (Day 5) Unit 5, Lesson 30: Connect Area and Perimeter (Day 5) 	Unit 5 Lessons 28–30	N/A	<ul style="list-style-type: none"> Area Problems Decompose to Find Area Use Perimeter and Area Vocabulary Work with Perimeter 	<ul style="list-style-type: none"> Rectangles with the Same Area Measuring Area Solve Multiplication Facts Relating Area and Perimeter 	N/A
**Week 6: Shapes					
<ul style="list-style-type: none"> Unit 6, Lesson 31: <i>Understand</i> Properties of Shapes (Day 1) Unit 6, Lesson 31: <i>Understand</i> Properties of Shapes (Day 2) Unit 6, Lesson 31: <i>Understand</i> Properties of Shapes (Day 3) Unit 6, Lesson 32: Classify Quadrilaterals (Day 4) Unit 6, Lesson 32: Classify Quadrilaterals (Day 5) 	Unit 6 Lessons 31, 32	N/A	<ul style="list-style-type: none"> Geometry Vocabulary Match Quadrilaterals 	<ul style="list-style-type: none"> Categories of Place Figures Attributes of Shapes 	<ul style="list-style-type: none"> Understand Categories of Shapes Classify and Compare Quadrilaterals

*Learning Games are available to students in Grades K–5 using Ready Mathematics and/or i-Ready Personalized Instruction for Mathematics, at district discretion.

**Weeks 5 and 6 are optional.

Ready Mathematics Instructional Resources	Practice and Problem Solving	Learning Games*	Center Activities	Tools for Instruction	i-Ready Lessons
Week 1: Addition and Subtraction					
<ul style="list-style-type: none"> Unit 1, Lesson 1: <i>Understand</i> Place Value (Day 3) Unit 1, Lesson 3: Add and Subtract Whole Numbers (Day 2) Unit 1, Lesson 3: Add and Subtract Whole Numbers (Day 3) Unit 1, Lesson 4: Round Whole Numbers (Day 2) Unit 1, Lesson 4: Round Whole Numbers (Day 3) 	Unit 1 Lessons 1, 3, 4	<ul style="list-style-type: none"> Zoom Hungry Fish Match Pizza 	<ul style="list-style-type: none"> The Value of a Digit Expanded Form and Place Value Add and Subtract Whole Numbers Sums and Differences Rounding Whole Numbers Rounding to the Same Number 	<ul style="list-style-type: none"> Place Value through Hundred Millions Add Multi-Digit Numbers Subtract Multi-Digit Numbers 	<ul style="list-style-type: none"> Place Value, Part 1 Place Value, Part 2 Round Whole Numbers Add Whole Numbers Subtract Whole Numbers
Week 2: Multiplication					
<ul style="list-style-type: none"> Unit 2, Lesson 7: Multiples and Factors (Day 2) Unit 2, Lesson 7: Multiples and Factors (Day 3) Unit 2, Lesson 7: Multiples and Factors (Day 5) Unit 3, Lesson 11: Multiply Whole Numbers (Day 2) Unit 3, Lesson 11: Multiply Whole Numbers (Day 3) 	Units 2 and 3 Lessons 7, 11	N/A	<ul style="list-style-type: none"> Using Multiplication Vocabulary Use Factors and Multiples Multiplying by One-Digit Numbers Multiplying by Two-Digit Numbers 	<ul style="list-style-type: none"> Rectangles with the Same Area Factors Multiples Divisibility Rules Multiply by One-Digit Numbers Multiply Three-Digit Numbers by One-Digit Numbers 	<ul style="list-style-type: none"> Multiples Factors Multiply by One-Digit Numbers, Part 1 Multiply by One-Digit Numbers, Part 2 Multiply Two-Digit Numbers
Week 3: Division					
<ul style="list-style-type: none"> Unit 3, Lesson 12: Divide Whole Numbers (Day 1) Unit 3, Lesson 12: Divide Whole Numbers (Day 2) Unit 3, Lesson 12: Divide Whole Numbers (Day 3) Unit 3, Lesson 12: Divide Whole Numbers (Day 4) Unit 3, Lesson 12: Divide Whole Numbers (Day 5) 	Unit 3 Lesson 12	N/A	<ul style="list-style-type: none"> Dividing by One-Digit Numbers Division Methods 	<ul style="list-style-type: none"> Divide by One-Digit Numbers Divisibility Rules 	<ul style="list-style-type: none"> Divide Whole Numbers, Part 1 Divide Whole Numbers, Part 2

*Learning Games are available to students in Grades K–5 using Ready Mathematics and/or i-Ready Personalized Instruction for Mathematics, at district discretion.

Ready Mathematics Instructional Resources	Practice and Problem Solving	Learning Games*	Center Activities	Tools for Instruction	i-Ready Lessons
Week 4: Fractions and Decimals					
<ul style="list-style-type: none"> Unit 4, Lesson 16: Add and Subtract Fractions (Day 4) Unit 4, Lesson 16: Add and Subtract Fractions (Day 5) Unit 4, Lesson 19: Multiply Fractions (Day 2) Unit 4, Lesson 19: Multiply Fractions (Day 3) Unit 4, Lesson 22: Compare Decimals (Day 3) 	Unit 4 Lessons 16, 19, 22	<ul style="list-style-type: none"> Zoom Cupcake Bounce Cloud Machine 	<ul style="list-style-type: none"> Different Ways to Show Sums Fraction Word Problems Comparing Decimals Greater Than and Less Than 	<ul style="list-style-type: none"> Facts and Sums Compare Decimals to Hundredths 	<ul style="list-style-type: none"> Add Fractions with Like Denominators Subtract Fractions with Like Denominators Multiply a Unit Fraction by a Whole Number Multiply a Fraction by a Whole Number
**Week 5: Angles and Shapes					
<ul style="list-style-type: none"> Unit 5, Lesson 29: Measure and Draw Angles (Day 2) Unit 5, Lesson 29: Measure and Draw Angles (Day 3) Unit 6, Lesson 31: Points, Lines, Rays, and Angles (Day 3) Unit 6, Lesson 32: Classify Two-Dimensional Figures (Day 4) Unit 6, Lesson 32: Classify Two-Dimensional Figures (Day 5) 	Units 5 and 6 Lessons 29, 31, 32	N/A	<ul style="list-style-type: none"> Measuring Angles Drawing Angles Geometry Vocabulary Match Drawing for Geometry Triangle Vocabulary Match Classifying Shapes 	<ul style="list-style-type: none"> Rays and Angles Perpendicular and Parallel Line Segments Attributes of Shapes 	<ul style="list-style-type: none"> Identify Points, Lines, and Rays Identify Angles Measure Angles Classify Quadrilaterals Classify Triangles
**Week 6: Measurement					
<ul style="list-style-type: none"> Unit 5, Lesson 24: Time and Money (Day 5) Unit 5, Lesson 25: Length, Liquid Volume, and Mass (Day 5) Unit 5, Lesson 26: Perimeter and Area (Day 2) Unit 5, Lesson 26: Perimeter and Area (Day 3) Unit 5, Lesson 26: Perimeter and Area (Day 5) 	Unit 5 Lessons 24–26	N/A	<ul style="list-style-type: none"> Multi-Step Money Problems Distance Problems Use Perimeter and Area Vocabulary Perimeter and Area Problems 	<ul style="list-style-type: none"> Elapsed Time Solve Measurement Word Problems Using Line Plots 	N/A

*Learning Games are available to students in Grades K–5 using Ready Mathematics and/or i-Ready Personalized Instruction for Mathematics, at district discretion.

**Weeks 5 and 6 are optional.

Ready Mathematics Instructional Resources	Practice and Problem Solving	Learning Games*	Center Activities	Tools for Instruction	<i>i-Ready</i> Lessons
Week 1: Multiply Whole Numbers and Decimals					
<ul style="list-style-type: none"> Unit 1, Lesson 5: Multiply Whole Numbers (Day 1) Unit 1, Lesson 5: Multiply Whole Numbers (Day 2) Unit 1, Lesson 5: Multiply Whole Numbers (Day 3) Unit 1, Lesson 8: Multiply Decimals (Day 2) Unit 1, Lesson 8: Multiply Decimals (Day 3) 	Unit 1 Lessons 5, 8	N/A	<ul style="list-style-type: none"> Use Multiplication Vocabulary Equivalent Multiplication Expressions Represent Decimal Products 	<ul style="list-style-type: none"> Multiply Decimals 	<ul style="list-style-type: none"> Multiply Whole Numbers Multiply a Decimal by a Whole Number Multiply a Decimal by a Decimal
Week 2: Divide Whole Numbers and Decimals					
<ul style="list-style-type: none"> Unit 1, Lesson 6: Divide Whole Numbers (Day 1) Unit 1, Lesson 6: Divide Whole Numbers (Day 2) Unit 1, Lesson 6: Divide Whole Numbers (Day 3) Unit 1, Lesson 9: Divide Decimals (Day 2) Unit 1, Lesson 9: Divide Decimals (Day 3) 	Unit 1 Lessons 6, 9	N/A	<ul style="list-style-type: none"> Division with Area Models Solve Area Problems with Division 	<ul style="list-style-type: none"> Multiply Decimals 	<ul style="list-style-type: none"> Divide by Two-Digit Numbers, Part 1 Divide by Two-Digit Numbers, Part 2 Divide a Whole Number by a Decimal Divide a Decimal by a Decimal Divide a Decimal by a Whole Number
Week 3: Decimal and Fraction Addition and Subtraction					
<ul style="list-style-type: none"> Unit 1, Lesson 7: Add and Subtract Decimals (Day 4) Unit 1, Lesson 7: Add and Subtract Decimals (Day 5) Unit 2, Lesson 10: Add and Subtract Fractions (Day 2) Unit 2, Lesson 10: Add and Subtract Fractions (Day 3) Unit 2, Lesson 10: Add and Subtract Fractions (Day 4) 	Units 1 and 2 Lessons 7, 10	<ul style="list-style-type: none"> Cupcake Pizza Cloud Machine 	<ul style="list-style-type: none"> Decimal Sums and Differences Add and Subtract Fractions Fraction Sums and Differences 	<ul style="list-style-type: none"> Add and Subtract Unlike Fractions and Mixed Numbers 	<ul style="list-style-type: none"> Add Decimals Subtract Decimals Add Fractions with Unlike Denominators Add Mixed Numbers with Unlike Denominators Subtract Fractions with Unlike Denominators Subtract Mixed Numbers with Unlike Denominators

*Learning Games are available to students in Grades K–5 using Ready Mathematics and/or i-Ready Personalized Instruction for Mathematics, at district discretion.

Ready Mathematics Instructional Resources	Practice and Problem Solving	Learning Games*	Center Activities	Tools for Instruction	i-Ready Lessons
Week 4: Fraction Multiplication and Division					
<ul style="list-style-type: none"> Unit 2, Lesson 13: <i>Understand</i> Products of Fractions (Day 2) Unit 2, Lesson 14: Multiply Fractions Using an Area Model (Day 1) Unit 2, Lesson 14: Multiply Fractions Using an Area Model (Day 2) Unit 2, Lesson 17: <i>Understand</i> Division with Unit Fractions (Day 1) Unit 2, Lesson 17: <i>Understand</i> Division with Unit Fractions (Day 2) Unit 2, Lesson 17: <i>Understand</i> Division with Unit Fractions (Day 3) 	Unit 2 Lessons 13, 14, 17	<ul style="list-style-type: none"> Cupcake Pizza Cloud Machine 	<ul style="list-style-type: none"> Tile Dimensions Fraction Area Models Quotients—Greater Than or Less Than 1? 	<ul style="list-style-type: none"> Multiply Fractions Multiply a Whole Number and a Fraction Perimeter and Area with Fractions 	<ul style="list-style-type: none"> Understand Fractions as Division Multiply a Unit Fraction by a Unit Fraction Multiply a Fraction by a Fraction Divide a Whole Number by a Unit Fraction Divide a Unit Fraction by a Whole Number
**Week 5: Volume and Measurement Conversions					
<ul style="list-style-type: none"> Unit 4, Lesson 26: Find Volume Using Formulas (Day 4) Unit 4, Lesson 26: Find Volume Using Formulas (Day 5) Unit 4, Lesson 27: Find Volume of Composite Figures (Day 1) Unit 4, Lesson 27: Find Volume of Composite Figures (Day 2) Unit 4, Lesson 27: Find Volume of Composite Figures (Day 3) 	Unit 4 Lessons 26, 27	N/A	<ul style="list-style-type: none"> Use Volume Vocabulary Volume of Composite Figures 	<ul style="list-style-type: none"> Use Volume to Solve Problems Volume Concepts 	<ul style="list-style-type: none"> Understand and Measure Volume
**Week 6: Expressions and Patterns					
<ul style="list-style-type: none"> Unit 3, Lesson 19: Evaluate and Write Expressions (Day 3) Unit 3, Lesson 19: Evaluate and Write Expressions (Day 4) Unit 3, Lesson 20: Analyze Patterns and Relationships (Day 2) Unit 3, Lesson 20: Analyze Patterns and Relationships (Day 3) Unit 3, Lesson 20: Analyze Patterns and Relationships (Day 4) 	Unit 3 Lessons 19, 20	N/A	<ul style="list-style-type: none"> Less Than, Equal To, Greater Than Make It True Write a Numerical Expression Find the Expression 	<ul style="list-style-type: none"> Write and Evaluate Expressions with Grouping Symbols 	<ul style="list-style-type: none"> Evaluate, Write, and Interpret Expressions

*Learning Games are available to students in Grades K–5 using Ready Mathematics and/or i-Ready Personalized Instruction for Mathematics, at district discretion.

**Weeks 5 and 6 are optional.

**Ready Mathematics
Instructional Resources**
**Practice
and
Problem
Solving**
Center Activities
Tools for Instruction
***i-Ready* Lessons**
Week 1: Ratios and Proportional Relationships

- Unit 1, Lesson 2: *Understand* Unit Rate (Day 2)
- Unit 1, Lesson 3: Equivalent Ratios (Day 3)
- Unit 1, Lesson 4: Solve Problems with Unit Rate (Day 4)
- Unit 1, Lesson 4: Solve Problems with Unit Rate (Day 5)
- Unit 1, Lesson 5: Solve Problems with Percent (Day 1)

Unit 1
Lessons 2–5

- Use Ratio and Rate Vocabulary
- Find Equivalent Ratios
- Ratio Word Problem Match Up
- Rate Comparison Game
- Match Percent, Fraction, and Model
- Percent 4-in-a-Row

- Visualizing Unit Rate
- Write Ratios
- Using Ratio Tables to Solve Problems
- Understand the Coordinate Plane
- Find the Whole from a Part and a Percent
- Finding Percents
- Relate Fractions and Percents
- Write Decimals and Percents

- Solve Problems with Ratios and Unit Rates
- Solve Problems with Measurement Conversions
- Solve Problems with Percent

Week 2: The Number System, Part 1

- Unit 2, Lesson 7: Divide with Fractions (Day 6)
- Unit 2, Lesson 8: Divide Multi-Digit Numbers (Day 4)
- Unit 2, Lesson 10: Multiply and Divide Decimals (Day 2)
- Unit 2, Lesson 10: Multiply and Divide Decimals (Day 3)
- Unit 2, Lesson 11: Common Factors and Multiples (Day 4)

Unit 2
Lessons 7, 8,
10, 11

- Use Fraction Division Vocabulary
- Number Tiles: Compute with Decimals
- Card Fill-Up: Decimal Division
- Find GCF and LCM

- Divide Fractions
- Divide Multi-Digit Whole Numbers
- Divide Multi-Digit Decimals
- Find the Least Common Multiple
- Find the Greatest Common Factor

- Greatest Common Factor (GCF)
- Least Common Multiple (LCM)
- Understand the Standard Algorithm for Division
- Divide Decimals Using the Standard Algorithm
- Divide Fractions: Whole-Number Quotients
- Divide Fractions: Fractional Quotients
- Divide Fractions: Use an Algorithm

Week 3: The Number System, Part 2

- Unit 2, Lesson 13: Absolute Value and Ordering Numbers (Day 3)
- Unit 2, Lesson 13: Absolute Value and Ordering Numbers (Day 4)
- Unit 2, Lesson 14: The Coordinate Plane (Day 2)
- Unit 2, Lesson 14: The Coordinate Plane (Day 5)
- Unit 2, Lesson 14: The Coordinate Plane (Day 6)

Unit 2
Lessons 13, 14

- Number Sense
- Absolute Value Puzzler
- Quadrant Quest

- Understand and Apply Absolute Value
- Compare Positive and Negative Rational Numbers
- Points on a Coordinate Plane
- Graph Points and Polygons
- Understand and Apply Absolute Value

- Order Positive and Negative Numbers
- Understand the Four-Quadrant Coordinate Plane
- Distance in the Coordinate Plane

**Ready Mathematics
Instructional Resources**
**Practice
and
Problem
Solving**
Center Activities
Tools for Instruction
***i-Ready* Lessons**
Week 4: Expressions and Equations

- Unit 3, Lesson 15: Numerical Expressions with Exponents (Day 4)
- Unit 3, Lesson 16: Algebraic Expressions (Day 5)
- Unit 3, Lesson 17: Equivalent Expressions (Day 4)
- Unit 3, Lesson 19: Solve Equations (Day 6)
- Unit 3, Lesson 20: Solving Inequalities (Day 4)

Unit 3
Lessons
15–17, 19, 20

- Use Vocabulary for Algebraic Expressions
- Evaluate Expressions with Exponents
- Match Expressions
- Equation Writing
- High Point Inequalities

- Evaluating Expressions Containing Exponents
- Use Order of Operations
- Use Mathematical Vocabulary
- Evaluate Variable Expressions
- Write Equivalent Expressions
- Solving Equations
- Test Solutions of Equations
- Solve Inequalities
- Write Inequalities
- Represent Inequalities on Number Lines

- Numerical Expressions with Exponents
- Algebraic Expressions with Exponents
- Equivalent Expressions & the Distributive Property
- Equivalent Expressions & Properties of Addition
- Write and Solve Addition Equations
- Write and Solve Multiplication Equations
- Understand Inequalities
- Write and Solve Inequalities

***Week 5: Geometry and Measurement**

- Unit 4, Lesson 22: Area of Polygons (Day 4)
- Unit 4, Lesson 23: Polygons in the Coordinate Plane (Day 4)
- Unit 4, Lesson 24: Nets and Surface Area (Day 4)
- Unit 4, Lesson 25: Volume (Day 4)

Unit 4
Lessons 22–25

- Parallelogram Area Puzzle
- The Greatest Distance
- Match Nets with Shapes and Surface Area
- Match Volume Cards

- Find the Area of Plane Figures
- Graph Points and Polygons
- Surface Area and Nets
- Solve Problems in Geometry
- Volume of Right Rectangular Prisms

N/A

***Week 6: Statistics and Probability**

- Unit 5, Lesson 26: *Understand* Statistical Questions (Day 3)
- Unit 5, Lesson 27: Measures of Center and Variability (Day 2)
- Unit 5, Lesson 27: Measures of Center and Variability (Day 3)
- Unit 5, Lesson 27: Measures of Center and Variability (Day 4)
- Unit 5, Lesson 28: Display Data on Dot Plots, Histograms, and Box Plots (Day 4)

Unit 5
Lessons 26–28

- Match Questions and Distributions
- Find the Box Plot
- Use Vocabulary for Data Distributions

- Understanding Statistical Questions
- Measures of Center
- Dot Plots, Histograms, and Box Plots

N/A

*Weeks 5 and 6 are optional.

**Ready Mathematics
Instructional Resources**
**Practice
and
Problem
Solving**
Center Activities
Tools for Instruction
***i-Ready* Lessons**
Week 1: Proportionality

- Unit 2, Lesson 9: Ratios Involving Complex Fractions (Day 2)
- Unit 2, Lesson 10: *Understand* Proportional Relationships (Day 2)
- Unit 2, Lesson 10: *Understand* Proportional Relationships (Day 3)
- Unit 2, Lesson 11: Equations for Proportional Relationships (Day 2)
- Unit 2, Lesson 11: Equations for Proportional Relationships (Day 3)

Unit 2
Lessons 9–11

- Use Vocabulary for Unit Rates and Fractions
- Proportion Tic Tac Toe
- Proportional Relationships Go Fish

- Divide Positive and Negative Rational Numbers
- Fractions, Division, and Unit Rates
- Identifying Proportional Relationships

- Unit Rates for Ratios with Fractions, Part 1
- Unit Rates for Ratios with Fractions, Part 2
- Understand Proportional Relationships
- Write Equations for Proportional Relationships

Week 2: The Number System

- Unit 1, Lesson 3: Add and Subtract Positive and Negative Integers (Day 4)
- Unit 1, Lesson 3: Add and Subtract Positive and Negative Integers (Day 5)
- Unit 1, Lesson 4: Multiply and Divide Positive and Negative Integers (Day 2)
- Unit 1, Lesson 4: Multiply and Divide Positive and Negative Integers (Day 3)
- Unit 1, Lesson 4: Multiply and Divide Positive and Negative Integers (Day 4)

Unit 1
Lessons 3, 4

- Mixing Chemicals: Addition with Negative Numbers
- Ocean Addition and Subtraction
- Around the Square: Multiplication with Integers
- First Five Equations: Multiplication and Division

- Subtract Positive and Negative Rational Numbers
- Add Positive and Negative Rational Numbers
- Multiply Positive and Negative Rational Numbers
- Divide Positive and Negative Rational Numbers

- Understand Addition with Integers
- Understand Subtraction with Integers
- Strategies to Add and Subtract Integers
- Add and Subtract Rationals
- Strategies to Add and Subtract Rationals
- Multiply Integers
- Divide Integers
- Multiply and Divide Rationals

Week 3: Expressions and Equations

- Unit 3, Lesson 14: Equivalent Linear Expressions (Day 3)
- Unit 3, Lesson 15: Writing Linear Expressions (Day 2)
- Unit 3, Lesson 16: Solve Problems with Equations (Day 1)
- Unit 3, Lesson 16: Solve Problems with Equations (Day 2)
- Unit 3, Lesson 16: Solve Problems with Equations (Day 3)

Unit 3
Lessons 14–16

- Situation Match Up
- Match the Expression
- Write and Solve Algebraic Equations
- Use Vocabulary for Solving One-Variable Equations

- Write Equivalent Linear Expressions
- Analyze Relationships in Equivalent Expressions
- Write Equations to Solve Problems

- Equivalent Linear Expressions
- Reasons for Equivalent Linear Expressions
- Understand Multi-Step Equations
- Solve Multi-Step Equations, Part 1
- Solve Multi-Step Equations, Part 2
- Write and Solve Multi-Step Equations

**Ready Mathematics
Instructional Resources**
**Practice
and
Problem
Solving**
Center Activities
Tools for Instruction
***i-Ready* Lessons**
Week 4: Equations and Inequalities

- Unit 3, Lesson 16: Solve Problems with Equations (Day 4)
- Unit 3, Lesson 17: Solve Problems with Inequalities (Day 1)
- Unit 3, Lesson 17: Solve Problems with Inequalities (Day 2)
- Unit 3, Lesson 17: Solve Problems with Inequalities (Day 3)
- Unit 3, Lesson 17: Solve Problems with Inequalities (Day 5)

Unit 3
Lessons 16, 17

- Write and Solve Algebraic Equations
- Use Vocabulary for Solving One-Variable Equations
- Inequality Bingo

- Write Equations to Solve Problems
- Solve and Graph Linear Inequalities

- Understand Solutions of Inequalities
- Solve Inequalities
- Solve Problems with Inequalities
- Solve Percent Problems, Part 1
- Solve Percent Problems, Part 2
- Solve Percent Problems, Part 3
- Percent Change

***Week 5: Geometry and Measurement**

- Unit 4, Lesson 18: Problem Solving with Angles (Day 2)
- Unit 4, Lesson 20: Area of Composed Figures (Day 2)
- Unit 4, Lesson 21: Area and Circumference of a Circle (Day 2)
- Unit 4, Lesson 21: Area and Circumference of a Circle (Day 3)
- Unit 4, Lesson 24: Surface Area of Solids (Day 1)

Unit 4
Lessons 18,
20, 21, 24

- Use Angle Vocabulary
- Using Circle Vocabulary
- Match Prisms with Surface Area

- Finding Missing Angle Measures in Triangles
- Find the Area of Plane Figures
- Relate Pi and the Diameter of a Circle
- Volume and Surface Area and Scale Factors

- Understand Angle Relationships

***Week 6: Statistics and Probability**

- Unit 5, Lesson 26: *Understand* Random Samples (Day 1)
- Unit 5, Lesson 26: *Understand* Random Samples (Day 2)
- Unit 5, Lesson 26: *Understand* Random Samples (Day 3)

Unit 5
Lesson 26

- Use Vocabulary for Random Sampling

- Random Sampling

N/A

Ready Mathematics Instructional Resources

Practice and Problem Solving

Center Activities

Tools for Instruction

i-Ready Lessons

Week 1: Expressions and Equations with Exponents

- Unit 1, Lesson 1: Properties of Integer Exponents (Day 4)
- Unit 1, Lesson 2: Square Roots and Cube Roots (Day 4)
- Unit 1, Lesson 3: *Understand* Rational and Irrational Numbers (Day 3)
- Unit 1, Lesson 4: Scientific Notation (Day 4)
- Unit 1, Lesson 5: Operations and Scientific Notation (Day 4)

Unit 1 Lessons 1–5

- Equivalent Exponential Expressions
- Expressions with Integer Exponents
- Four Square Roots and Cube Roots in a Row
- Irrational Go Between
- Convert Repeating Decimals
- Comparing Quantities with Powers of 10
- Use Scientific Notation Vocabulary

- Evaluate Expressions with Integer Exponents
- Compare and Estimate with Powers of 10

- Properties of Positive Integer Exponents, Part 1
- Properties of Positive Integer Exponents, Part 2
- Properties of Zero and Negative Exponents
- Find Square Roots and Cube Roots to Solve Problems

Week 2: Functions

- Unit 2, Lesson 6: *Understand* Functions (Day 2)
- Unit 2, Lesson 7: Compare Functions (Day 4)
- Unit 2, Lesson 8: *Understand* Linear Functions (Day 2)
- Unit 2, Lesson 9: Analyze Linear Functions (Day 5)
- Unit 2, Lesson 10: Graphs of Functional Relationships (Day 4)

Unit 2 Lessons 6–10

- Find the Function
- Compare Functions
- Use Function Vocabulary
- Graphs and Stories

- Translate Among Representations of Functions
- Compare Slope and Initial Value of Functions
- Translate Among Representations of Functions
- Compare Graphs of Functions
- Building Linear Equations
- Linear and Nonlinear Functions
- Linear Fractions in Tables and Graphs
- Describing Graphs

- Understand Functions
- Linear Functions: Rate of Change and Initial Value
- Linear Functions: Model from Two Points
- Linear Functions: Model from a Verbal Description
- Compare Functions

Ready Mathematics Instructional Resources

Practice and Problem Solving

Center Activities

Tools for Instruction

i-Ready Lessons

Week 3: Proportional Relationships and Slope

- Unit 3, Lesson 11: Represent Proportional Relationships (Day 4)
- Unit 3, Lesson 12: *Understand* the Slope-Intercept Equation for a Line (Day 2)
- Unit 3, Lesson 12: *Understand* the Slope-Intercept Equation for a Line (Day 3)
- Unit 3, Lesson 13: Solve Linear Equations with Rational Coefficients (Day 3)
- Unit 3, Lesson 14: Solutions of Linear Equations (Day 3)

Unit 3
Lessons 11–14

- Find the Slope
- Use Slope Intercept Vocabulary
- Match the Solution
- Write an Equation

- Compare Proportional Relationships
- Slope and Unit Rate
- The Equation of a Line
- Solutions of Linear Equations
- Solving Linear Equations

- Proportional Relationships and Slope
- Derive Linear Equations
- Graph Linear Equations
- Solve Linear Equations
- Number of Solutions for Linear Equations

Week 4: Systems of Equations

- Unit 3, Lesson 15: *Understand* Systems of Equations (Day 2)
- Unit 3, Lesson 16: Solve Systems of Equations Algebraically (Day 2)
- Unit 3, Lesson 16: Solve Systems of Equations Algebraically (Day 3)
- Unit 3, Lesson 17: Solve Problems Using Systems of Equations (Day 2)
- Unit 3, Lesson 17: Solve Problems Using Systems of Equations (Day 3)

Unit 3
Lessons 15–17

- Make Systems of Equations
- Find Four Solutions
- Match Scenarios and Systems

- Solving Systems of Equations by Substitution
- Solving Real-World Systems of Equations

- Understand Systems of Linear Equations
- Graph Systems of Linear Equations
- Solve Systems of Linear Equations: Substitution
- Solve Systems of Linear Equations: Elimination

*Week 5: Geometry and Measurement

- Unit 4, Lesson 18: *Understand* Properties of Transformations (Day 2)
- Unit 4, Lesson 19: Transformations and Congruence (Day 2)
- Unit 4, Lesson 20: Transformations and Similarity (Day 3)
- Unit 4, Lesson 21: *Understand* Angle Relationships (Day 2)
- Unit 4, Lesson 22: *Understand* Angle Relationships in Triangles (Day 2)

Unit 4
Lessons 18–22

- Identify Rigid Transformations
- Hidden Transformations
- Identify Sequences of Transformations
- Identify Sequences of Transformations with Dilations
- Use Transformation Vocabulary
- Identify Pairs of Angles
- Similarity Search

- 180° Rotations of Polygons
- Transformations and Congruence
- Dilation and Similar Figures
- Parallel Lines, Transversals, and Angles

- Dilations and Similarity
- Dilations in the Coordinate Plane
- Describe Angle Relationships
- Describe Angle Relationships in Triangles

*Weeks 5 and 6 are optional.

© 2023 Curriculum Associates, LLC. All rights reserved. | 01/23 OK

Ready Mathematics Instructional Resources

Practice and Problem Solving

Center Activities

Tools for Instruction

i-Ready Lessons

*Week 6: Pythagorean Theorem and Volume

- Unit 4, Lesson 23: *Understand* the Pythagorean Theorem (Day 2)
- Unit 4, Lesson 24: Solve Problems Using the Pythagorean Theorem (Day 4)
- Unit 4, Lesson 25: Distance in the Coordinate Plane (Day 3)
- Unit 4, Lesson 26: *Understand* Volume of Cylinders, Cones, and Spheres (Day 1)
- Unit 4, Lesson 27: Solve Problems with Cylinders, Cones, and Spheres (Day 3)

Unit 4 Lessons 23–27

- Use Pythagorean Theorem Vocabulary
- Find Pythagorean Triples
- Use Volume Vocabulary for Cylinders, Cones, and Spheres

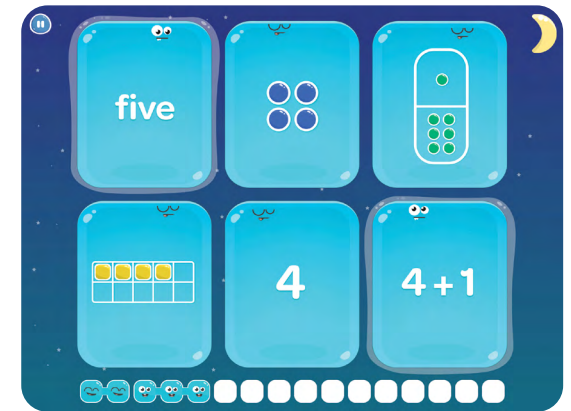
- Use the Pythagorean Theorem to Find Distance
- Volume of a Cone

N/A









Getting to Know the Games

In the Learning Games suite, specific games are available to students based on their chronological grade level. Students start with two to three games to focus their attention and ensure quality gameplay. Additional games are available to students in later gameplay sessions.

Within most games, students can choose from levels of difficulty that are “just right” for them based on their most recent performance on the Diagnostic for Mathematics or their previous performance in the games. Students given access to Learning Games by an account administrator before completing a Diagnostic will see game levels filtered by their chronological grade, and levels will be adjusted once students complete a Diagnostic. Adaptivity within the games meets students where they are and provides challenge, scaffolding, and feedback to build skills and advance levels.



Game Focus and Availability by Grade Level


Games	K	1	2	3	4	5	6	7	8
 Hungry Guppy Early number sense and addition	✓	✓	✓						
 Hungry Fish Addition, subtraction, and rational number operations fluency	✓	✓	✓	✓	✓	✓	✓	✓	✓
 Zoom World’s most interactive number line	✓	✓	✓	✓	✓	✓	✓	✓	✓
 Bounce Integer and fraction estimation, negative rational numbers, and absolute values on a number line	✓	✓	✓	✓	✓	✓	✓	✓	✓
 Match Basic numbers, addition, subtraction, multiplication, division, fractions, rational numbers, and ratios	✓	✓	✓	✓	✓	✓	✓	✓	✓
 Pizza Mental math, economics, and proportions			✓	✓	✓	✓			
 Cupcake Word problems, real-world economics, proportions, ratios, rates, and coordinate planes			✓	✓	✓	✓	✓	✓	✓
 Cloud Machine Visual and symbolic fractions				✓	✓	✓	✓	✓	✓

Learning Games are available to students in Grades K–5 using Ready Mathematics and/or i-Ready Personalized Instruction for Mathematics, at district discretion.

© 2023 Curriculum Associates, LLC. All rights reserved. | 01/23 OK

Important Things to Know

- **Ready Mathematics is composed of a multitude of high-quality components that allow flexible use**, whether in a classroom or online, to support the needs of all students.
- **Setting your expectations and establishing norms for learning at the start of your online classes is important**, just like at the beginning of the school year.
- While facilitating learning online with students, **anticipate that challenges may arise with internet and audio connections**. Consider lessening the impact on students by noting these potential challenges up front and explaining what to do in these situations.
- **Establish a standard process for communicating with families**. To help you with this, reference the [Communication Template from Teacher to Families](#) and [At-Home Summer Learning Weekly Schedule](#).



Ideas for Effectively Facilitating Online Learning

	Options for Delivery	Effective Teacher Moves
Teach	<ul style="list-style-type: none"> • Host a live learning session using teleconferencing software. • Post a prerecorded video to a district-approved website. 	<ul style="list-style-type: none"> • Use the presentation slides from the Teacher Toolbox to support instruction. • Practice wait time to allow students to think before responding to a question. • Consider leveraging the chat feature to elicit student thinking from more students. • Manage discussions by identifying two to three students and asking that one of them share out. • Ask that students use their books, a whiteboard, or plain piece of paper when solving math problems. • Motivate and engage students during instruction using virtual Posi-Notes and Certificates of Achievement.



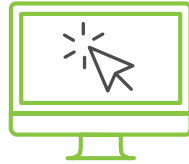
Check back regularly for [additional tips](#) to support remote learning.

Ideas for Effectively Facilitating Online Learning, Cont'd.

	Options for Delivery	Effective Teacher Moves
Practice	<ul style="list-style-type: none"> Incorporate into a live learning session, as noted in the Teacher Resource Book. Have students complete a practice assignment following a live learning session or after watching a prerecorded video. 	<ul style="list-style-type: none"> At the end of a learning session, walk students through any Independent Practice assignments noted on their At-Home Summer Learning Weekly Schedule to ensure they understand what's expected. Provide guidance on the other practice opportunities available to them if they have extra time.
Assess	<ul style="list-style-type: none"> Ask a parent/guardian to take a picture of a completed assignment and send it to you. 	<ul style="list-style-type: none"> Incorporate assessment of student learning into your weekly instructional plans—use “other” in the Independent Practice section on their At-Home Summer Learning Weekly Schedule to note for families. Consider choosing an Independent Practice assignment as a quick check of student understanding.

Check back regularly for [additional tips](#) to support remote learning.

Contact Information



[MathReadyCentral.com](https://www.MathReadyCentral.com)

24/7 access to self-service support, including tutorial videos, how tos, planning tools, and tips



Technical Support

i-ReadySupport@cainc.com

i-Ready.com/Support

(Mon.–Fri. 7 a.m.–9 p.m. ET)



Customer Service

(800) 225-0248

*(Mon–Thurs 8:30 a.m.–6 p.m.;
Fri 8:30 a.m.–5 p.m. ET)*

To see how other educators are maximizing their **Ready Mathematics** experience, follow us on social media!



[Curriculum Associates](https://www.facebook.com/CurriculumAssociates)



[@CurriculumAssoc](https://twitter.com/CurriculumAssoc)

Curriculum Associates